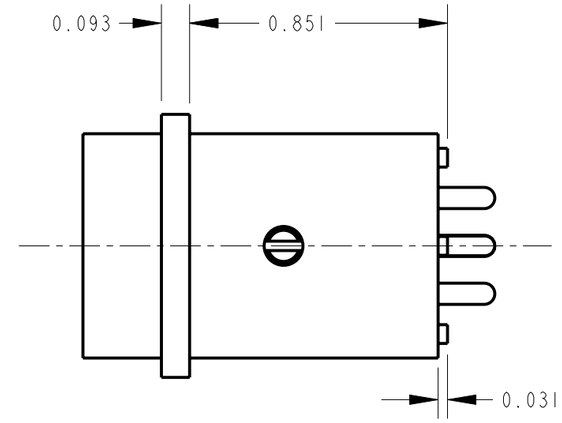

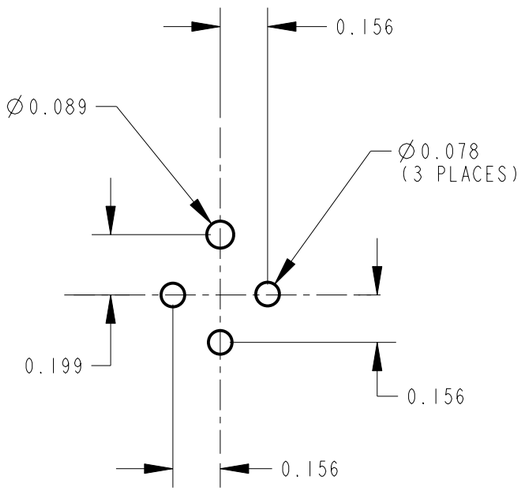

PC LAYOUT

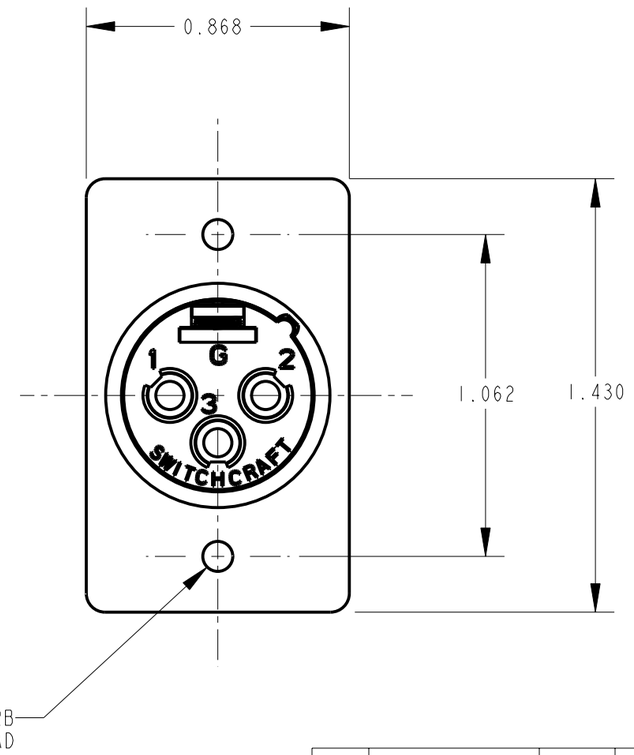

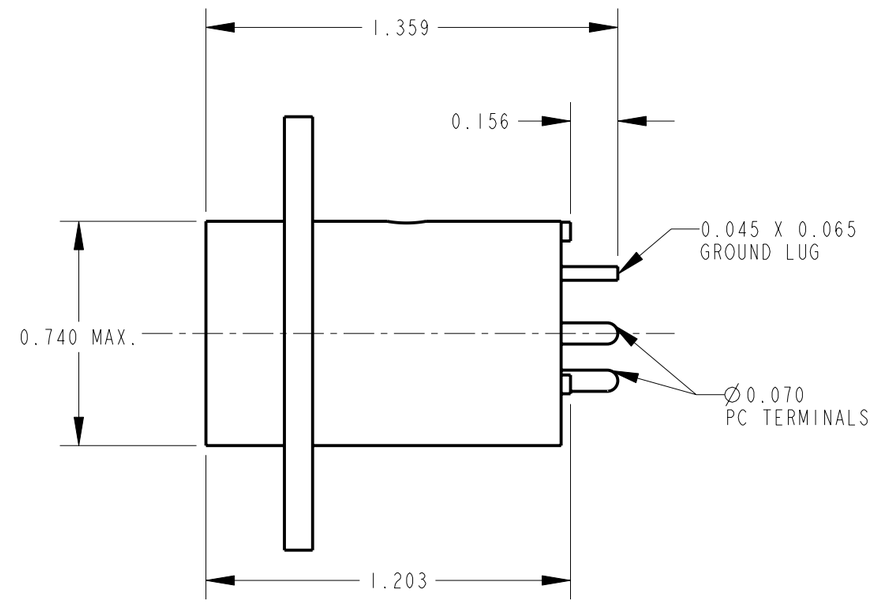

CUSTOMER DRAWING

REV	ECO NUMBER	DATE	BY	APVD
E	20627	3-22-96	SG	SG
D	ECO #20107	9-13-95	SG	GHJ

REVISIONS

☆ STAR SYMBOL DENOTES CRITICAL DIMENSION

UNLESS OTHERWISE SPECIFIED

1. ALL DIMENSIONS IN INCHES
   - TWO PLACE DECIMALS ±0.01
   - THREE PLACE DECIMALS ±0.005
   - FRACTIONAL DIMENSIONS ±1/64
   - ANGLES ±1°
   - ALL DIA. CONCENTRIC WITHIN 0.005 T.I.R.
2. FEATURES ON THE SAME CENTERLINE MUST BE ALIGNED WITHIN ±0.002
3. REMOVE ALL BURRS

DO NOT SCALE DRAWING

THIS DRAWING DESCRIBES A DESIGN CONSIDERED PROPRIETARY IN NATURE, DEVELOPED AND MANUFACTURED BY SWITCHCRAFT INC. AND IS RELEASED ON A CONFIDENTIAL BASIS FOR IDENTIFICATION PURPOSES ONLY.

SIZE	WIDTH	MULT	LBS/M	TEMPER

FINISH
SPEC No.

MATERIAL
SPEC No.

FIRST USED ON

SCALE 2:1

DATE DRAWN	BY	CHKD	APVD
8-18-83	THS	AM 1-2-85	RV 8-19-95

Switchcraft®

SHEET 1 OF 1

NAME
3 PIN PANEL MOUNT MALE PC QG

PART No.
Y3MPC

REV
E

Pro/Engineer CAD File B

ROUTING 146 112